

European Athletics Off-Road Running Championships















Men's Up & Down Elite Race

RESULTS

Rank	Bib	Name	Country Code	Time	Gap
1.	664	DELORENZI Roberto	SUI	1:11:28	--
2.	622	EHRLE Lukas	GER	1:11:31	+03
3.	614	KLEIN Theodore	FRA	1:11:49	+21
4.	633	MAESTRI Cesare	ITA	1:12:14	+46
5.	620	STEWART Joe	GBR	1:12:23	+55
6.	618	JONES Kristian	GBR	1:13:10	+1:42
7.	616	TRANCHAND Frédéric	FRA	1:13:18	+1:50
8.	611	TORRELLA Jan	ESP	1:13:45	+2:17
9.	671	NILSSON Martin	SWE	1:14:06	+2:38
10.	632	COSTA Isacco	ITA	1:14:12	+2:44
11.	604	INNERHOFER Manuel	AUT	1:14:14	+2:46
12.	610	GARCÍA Alejandro	ESP	1:14:17	+2:49
13.	634	PATTIS Daniel	ITA	1:14:25	+2:57
14.	613	DISCHER Romain	FRA	1:14:29	+3:01
15.	617	ADKIN Jacob	GBR	1:14:30	+3:02
16.	619	ROTHERY Benjamin	GBR	1:15:08	+3:40
17.	636	VENDER Alberto	ITA	1:15:14	+3:46
18.	603	INNERHOFER Hans-Peter	AUT	1:15:21	+3:53
19.	666	ROLLI Dominik	SUI	1:15:27	+3:59
20.	615	MEYLEU Quentin	FRA	1:15:27	+3:59
21.	650	FÆRØ Halfdan-Emil	NOR	1:15:31	+4:03
22.	609	CORBERA Miquel	ESP	1:15:37	+4:09
23.	621	AUF DER HEIDE Moritz	GER	1:16:20	+4:52
24.	652	TABOR Dominik	POL	1:16:30	+5:02
25.	670	HULTEGÅRD Linus	SWE	1:16:36	+5:08
26.	605	RAUS Raoul	BEL	1:16:58	+5:30
27.	658	BEČAN Timotej	SLO	1:17:27	+5:59
28.	668	WANNER Nathan	SUI	1:17:32	+6:04
29.	651	SKARSHOLT Håkon	NOR	1:17:36	+6:08
30.	608	BAUTISTA Pablo	ESP	1:17:46	+6:18
31.	655	TEIXEIRA Rui	POR	1:17:56	+6:28
32.	623	OTT Julius	GER	1:17:59	+6:31
33.	606	CHRASCINA Marek	CZE	1:18:17	+6:49
34.	660	ŠPANRING Klemen	SLO	1:18:31	+7:03
35.	649	DYRHOVDEN Joel	NOR	1:18:44	+7:16
36.	665	KIPFMULLER Nicolas	SUI	1:18:55	+7:27
37.	624	ZEUS Maximilian	GER	1:19:09	+7:41
38.	642	MICALLEF Luke	MLT	1:19:12	+7:44
39.	653	FONSECA Ricardo Soares	POR	1:19:14	+7:46
40.	629	MARTIN Jared	IRL	1:19:58	+8:30
41.	654	LOPES Carlos	POR	1:20:10	+8:42
42.	627	VÁSÁRHELYI Máté Dávid	HUN	1:20:25	+8:57
43.	659	BOGATAJ Mark	SLO	1:21:13	+9:45
44.	625	JUHÁSZ Patrik	HUN	1:21:34	+10:06
45.	657	MIKLOS Rares Imre	ROU	1:21:34	+10:06
46.	626	MÁLITS Péter	HUN	1:22:07	+10:39
47.	669	CLAESSON Oscar	SWE	1:22:15	+10:47
48.	607	ZIMA Matěj	CZE	1:22:48	+11:20
49.	630	MCCONNELL Matthew	IRL	1:23:03	+11:35
50.	601	ENZENBERGER Martin	AUT	1:23:25	+11:57
51.	639	KANČYS Remigijus	LTU	1:24:19	+12:51
52.	631	MOONEY Killian	IRL	1:24:25	+12:57

Men's Up & Down Elite Race

RESULTS

Rank	Bib	Name	Country Code	Time	Gap
53.	648	VAN ALMKERK Collin	 NED	1:25:14	+13:46
54.	628	KINSELLA John	 IRL	1:27:01	+15:33
55.	656	VIEIRA José Maria	 POR	1:27:40	+16:12
56.	644	TANTI Aidan	 MLT	1:28:57	+17:29
57.	646	CALKOEN Diederick	 NED	1:30:37	+19:09
58.	637	DMITRIJEVS Andrejs	 LAT	1:30:55	+19:27
59.	638	BIZIMAVIČIUS Tomas	 LTU	1:32:38	+21:10
60.	640	RAMANAUSKAS Vaidas	 LTU	1:33:03	+21:35
61.	602	HOCHENWARTER Christof	 AUT	1:34:14	+22:46
62.	641	VILIŪNAS Gediminas	 LTU	1:35:22	+23:54
63.	663	VENERUCCI Davide	 SMR	1:38:49	+27:21
64.	662	BUGLI Lorenzo	 SMR	1:39:31	+28:03
65.	647	SPRENGER Allard Sym	 NED	1:41:25	+29:57
66.	661	AGOSTINI Michele	 SMR	1:42:20	+30:52

European Athletics Off-Road Running Championships

Men's Up & Down Elite Race

RESULTS

Bib	Name	Time	Pos.	Bib	Name	Time	Pos.
1. France (FRA) 24 points				10. Slovenia (SLO) 104 points			
614	KLEIN Theodore	1:11:49	3	658	BEČAN Timotej	1:17:27	27
616	TRANCHAND Frédéric	1:13:18	7	660	ŠPANRING Klemen	1:18:31	34
613	DISCHER Romain	1:14:29	14	659	BOGATAJ Mark	1:21:13	43
615	MEYLEU Quentin	1:15:27	20	11. Portugal (POR) 111 points			
2. United Kingdom (GBR) 26 points				655	TEIXEIRA Rui	1:17:56	31
620	STEWART Joe	1:12:23	5	653	FONSECA Ricardo Soares	1:19:14	39
618	JONES Kristian	1:13:10	6	654	LOPES Carlos	1:20:10	41
617	ADKIN Jacob	1:14:30	15	656	VIEIRA José Maria	1:27:40	55
619	ROTHERY Benjamin	1:15:08	16	12. Hungary (HUN) 132 points			
3. Italy (ITA) 27 points				627	VÁSÁRHELYI Máté Dávid	1:20:25	42
633	MAESTRI Cesare	1:12:14	4	625	JUHÁSZ Patrik	1:21:34	44
632	COSTA Isacco	1:14:12	10	626	MÁLITS Péter	1:22:07	46
634	PATTIS Daniel	1:14:25	13	13. Ireland (IRL) 141 points			
636	VENDER Alberto	1:15:14	17	629	MARTIN Jared	1:19:58	40
4. Spain (ESP) 42 points				630	MCCONNELL Matthew	1:23:03	49
611	TORRELLA Jan	1:13:45	8	631	MOONEY Killian	1:24:25	52
610	GARCÍA Alejandro	1:14:17	12	628	KINSELLA John	1:27:01	54
609	CORBERA Miquel	1:15:37	22	14. Lithuania (LTU) 170 points			
608	BAUTISTA Pablo	1:17:46	30	639	KANČYS Remigijus	1:24:19	51
5. Switzerland (SUI) 48 points				638	BIZIMAVIČIUS Tomas	1:32:38	59
664	DELORENZI Roberto	1:11:28	1	640	RAMANAUSKAS Vaidas	1:33:03	60
666	ROLLI Dominik	1:15:27	19	641	VILIŪNAS Gediminas	1:35:22	62
668	WANNER Nathan	1:17:32	28	15. Netherlands (NED) 175 points			
665	KIPFMULLER Nicolas	1:18:55	36	648	VAN ALMKERK Collin	1:25:14	53
6. Germany (GER) 57 points				646	CALKOEN Diederick	1:30:37	57
622	EHRLE Lukas	1:11:31	2	647	SPRENGER Allard Sym	1:41:25	65
621	AUF DER HEIDE Moritz	1:16:20	23	16. San Marino (SMR) 193 points			
623	OTT Julius	1:17:59	32	663	VENERUCCI Davide	1:38:49	63
624	ZEUS Maximilian	1:19:09	37	662	BUGLI Lorenzo	1:39:31	64
7. Austria (AUT) 79 points				661	AGOSTINI Michele	1:42:20	66
604	INNERHOFER Manuel	1:14:14	11				
603	INNERHOFER Hans-Peter	1:15:21	18				
601	ENZENBERGER Martin	1:23:25	50				
602	HOCHENWARTER Christof	1:34:14	61				
8. Sweden (SWE) 81 points							
671	NILSSON Martin	1:14:06	9				
670	HULTEGÅRD Linus	1:16:36	25				
669	CLAESSON Oscar	1:22:15	47				
9. Norway (NOR) 85 points							
650	FÆRØ Halfdan-Emil	1:15:31	21				
651	SKARSHOLT Håkon	1:17:36	29				
649	DYRHOVDEN Joel	1:18:44	35				

European Athletics Off-Road Running Championships

Men's Trail Running Senior Race

RESULTS

Rank	Bib	Name	Country Code	Time	Gap
1.	823	CARDIN Thomas	 FRA	4:58:22	--
2.	826	ROUBIOL Benjamin	 FRA	5:04:01	+5:39
3.	825	ROLLAND Loic	 FRA	5:07:38	+9:16
4.	830	ROACH Thomas	 GBR	5:09:51	+11:29
5.	867	MATUSZCZAK Rafał	 POL	5:11:56	+13:34
6.	866	MALINA Dawid	 POL	5:18:12	+19:50
7.	885	FRAÑO Peter	 SVK	5:18:38	+20:16
8.	831	HOFFMANN Benedikt	 GER	5:19:39	+21:17
9.	848	MINOGGIO Cristian	 ITA	5:20:28	+22:06
10.	824	DECK Hugo	 FRA	5:23:49	+25:27
11.	818	DEL AGUILA Victor	 ESP	5:23:58	+25:36
12.	811	MACEČEK Tomáš	 CZE	5:24:56	+26:34
13.	884	WENK Stephan	 SUI	5:25:45	+27:23
14.	834	ZISIMOPOULOS Fotios	 GRE	5:27:19	+28:57
15.	809	FARNÍK Tomáš	 CZE	5:27:59	+29:37
16.	822	YLINEN Juho	 FIN	5:28:40	+30:18
17.	865	FABIAN Marcel	 POL	5:29:25	+31:03
18.	861	BRUSETH TORELI Fredrik	 NOR	5:29:36	+31:14
19.	876	TOMA Valentin	 ROU	5:31:15	+32:53
20.	810	HUDEC Tomas	 CZE	5:32:17	+33:55
21.	874	MANOLE Ionel Cristian	 ROU	5:32:34	+34:12
22.	868	SZCZEŚNIEWSKI Miłosz	 POL	5:32:37	+34:15
23.	845	JÓNSSON Thorbergur Ingi	 ISL	5:32:40	+34:18
24.	817	CALVO Julen	 ESP	5:33:49	+35:27
25.	849	NICOLA Francesco	 ITA	5:34:08	+35:46
26.	820	KARI Tuomas	 FIN	5:34:55	+36:33
27.	816	ANGUITA Francisco Jose	 ESP	5:36:24	+38:02
28.	851	REITERER Andreas	 ITA	5:36:56	+38:34
29.	881	BAGGENSTOS Tobias	 SUI	5:37:55	+39:33
30.	803	RIEDER Andreas	 AUT	5:38:04	+39:42
31.	875	PREDA Andrei Gabriel	 ROU	5:39:57	+41:35
32.	828	GRENFELL-SHAW Luke	 GBR	5:42:37	+44:15
33.	801	HUTTER Alexander	 AUT	5:42:42	+44:20
34.	863	HERMANSEN Didrik Grytbak	 NOR	5:43:10	+44:48
35.	804	STERN Christian	 AUT	5:43:31	+45:09
36.	833	SELETIS Dimitrios	 GRE	5:43:50	+45:28
37.	871	PIRES Miguel Neto	 POR	5:45:53	+47:31
38.	864	STEIEN Aasmund Kjølmoen	 NOR	5:47:14	+48:52
39.	843	JÓHANNSSON Thorsteinn Roy	 ISL	5:48:10	+49:48
40.	877	TRATNIK Marko	 SLO	5:49:25	+51:03
41.	887	TILLEY James	 GBR	5:56:07	+57:45
42.	813	JOERGENSEN Kristian	 DEN	5:57:11	+58:49
43.	839	CLOAKE Enda	 IRL	5:58:27	+1:00:05
44.	846	STURLUSON Sigurjon Ernir	 ISL	5:58:53	+1:00:31
45.	883	MANSER Walter	 SUI	6:01:26	+1:03:04
46.	806	ZHEKOV Georgi	 BUL	6:01:59	+1:03:37
47.	858	SCHRAMA Thijs	 NED	6:06:31	+1:08:09
48.	886	PRIADKA Marián	 SVK	6:08:21	+1:09:59
49.	847	GHIANO Gianluca	 ITA	6:09:24	+1:11:02
50.	872	ROLIM Emanuel	 POR	6:10:49	+1:12:27
51.	812	BODERSKOV Max	 DEN	6:11:28	+1:13:06
52.	852	KAVALIAUSKAS Domantas	 LTU	6:11:50	+1:13:28

Men's Trail Running Senior Race

RESULTS

Rank	Bib	Name	Country Code	Time	Gap
53.	855	ŽLABYS Vaidas	LTU	6:11:50	+1:13:28
54.	844	JÓNSSON Halldór Hermann	ISL	6:12:19	+1:13:57
55.	807	ZHEKOV Tencho	BUL	6:13:51	+1:15:29
56.	815	NØRFELT Christian	DEN	6:17:37	+1:19:15
57.	805	TODOROV Yordan	BUL	6:24:58	+1:26:36
58.	841	MCEVOY Barry	IRL	6:28:18	+1:29:56
59.	814	KURUBACAK Oscar	DEN	6:30:15	+1:31:53
60.	862	FENRE Tobias Dahl	NOR	6:33:42	+1:35:20
61.	856	FARRUGIA Ryan	MLT	6:33:59	+1:35:37
62.	870	MOITOSO Dário	POR	6:34:17	+1:35:55
63.	840	LYNCH Shane	IRL	6:36:40	+1:38:18
64.	854	VOROBJOV Raimond	LTU	6:38:09	+1:39:47
65.	837	PÁLFY Márton	HUN	6:40:54	+1:42:32
66.	859	VAN DER LOOP Thijmen	NED	6:40:55	+1:42:33
67.	835	HERCZOG András	HUN	6:41:57	+1:43:35
68.	853	MOSEIKA Edvardas	LTU	6:42:54	+1:44:32
69.	869	COSTA Filipe Marques	POR	6:48:35	+1:50:13
70.	857	LAUDY Ewoud	NED	6:53:46	+1:55:24
71.	860	VAN NOORDEN Huub	NED	6:53:50	+1:55:28
72.	836	KOZMA Szabolcs	HUN	7:16:54	+2:18:32
73.	842	O CONNOR Eddie	IRL	7:44:01	+2:45:39
74.	880	RASTELLI Michele	SMR	8:14:35	+3:16:13
75.	878	CECCOLI Giulio	SMR	8:32:20	+3:33:58
76.	879	CIAVATTA Simone	SMR	8:57:49	+3:59:27
DNF	802	MATT Dominik	AUT		
DNF	808	CAUSIDIS Marek	CZE		
DNF	829	JOLY DE LOTBINIARE Thomas	GBR		
DNF	838	SZABÓ Gábor	HUN		
DNF	873	CURUCIUC Silviu Marian	ROU		
DNF	882	MANETSCH Ramon	SUI		
DNS	832	PARADEISOPOULOS Konstantinos	GRE		

Intermediate Time :

Prafeu - 12,9 km	1:02:33	824	DECK Hugo (FRA)
Montmin -22,8 km	1:56:27	823	CARDIN Thomas (FRA)
Col de l'Aulp - 30 km	2:42:55	823	CARDIN Thomas (FRA)
Menthon - Food area entrance	3:27:49	823	CARDIN Thomas (FRA)
Mont Baron - 50 km	4:27:16	823	CARDIN Thomas (FRA)

European Athletics Off-Road Running Championships

Men's Trail Running Senior Race

RESULTS

Bib	Name	Time	Pos.	Bib	Name	Time	Pos.
1. France (FRA) 6 points				11. Iceland (ISL) 106 points			
823	CARDIN Thomas	4:58:22	1	845	JÓNSSON Thorbergur Ingi	5:32:40	23
826	ROUBIOL Benjamin	5:04:01	2	843	JÓHANNSSON Thorsteinn Roy	5:48:10	39
825	ROLLAND Loïc	5:07:38	3	846	STURLUSON Sigurjon Ernir	5:58:53	44
824	DECK Hugo	5:23:49	10	844	JÓNSSON Halldór Hermann	6:12:19	54
2. Poland (POL) 28 points				12. Denmark (DEN) 149 points			
867	MATUSZCZAK Rafał	5:11:56	5	813	JOERGENSEN Kristian	5:57:11	42
866	MALINA Dawid	5:18:12	6	812	BODERSKOV Max	6:11:28	51
865	FABIAN Marcel	5:29:25	17	815	NØRFELT Christian	6:17:37	56
868	SZCZEŚNIEWSKI Miłosz	5:32:37	22	814	KURUBACAK Oscar	6:30:15	59
3. Czech Republic (CZE) 47 points				13. Portugal (POR) 149 points			
811	MACEČEK Tomáš	5:24:56	12	871	PIRES Miguel Neto	5:45:53	37
809	FARNÍK Tomáš	5:27:59	15	872	ROLIM Emanuel	6:10:49	50
810	HUDEC Tomas	5:32:17	20	870	MOITOSO Dário	6:34:17	62
4. Spain (ESP) 62 points				14. Bulgaria (BUL) 158 points			
818	DEL AGUILA Victor	5:23:58	11	806	ZHEKOV Georgi	6:01:59	46
817	CALVO Julen	5:33:49	24	807	ZHEKOV Tencho	6:13:51	55
816	ANGUITA Francisco Jose	5:36:24	27	805	TODOROV Yordan	6:24:58	57
5. Italy (ITA) 62 points				15. Ireland (IRL) 164 points			
848	MINOGGIO Cristian	5:20:28	9	839	CLOAKE Enda	5:58:27	43
849	NICOLA Francesco	5:34:08	25	841	MCEVOY Barry	6:28:18	58
851	REITERER Andreas	5:36:56	28	840	LYNCH Shane	6:36:40	63
847	GHIANO Gianluca	6:09:24	49	842	O CONNOR Eddie	7:44:01	73
6. Romania (ROU) 71 points				16. Lithuania (LTU) 169 points			
876	TOMA Valentin	5:31:15	19	852	KAVALIAUSKAS Domantas	6:11:50	52
874	MANOLE Ionel Cristian	5:32:34	21	855	ŽLABYS Vaidas	6:11:50	53
875	PREDA Andrei Gabriel	5:39:57	31	854	VOROBOV Raimond	6:38:09	64
7. United Kingdom (GBR) 77 points				17. Netherlands (NED) 183 points			
830	ROACH Thomas	5:09:51	4	853	MOSEIKA Edvardas	6:42:54	68
828	GRENFELL-SHAW Luke	5:42:37	32	18. Hungary (HUN) 204 points			
887	TILLEY James	5:56:07	41	837	PÁLFY Márton	6:40:54	65
8. Switzerland (SUI) 87 points				19. San Marino (SMR) 225 points			
884	WENK Stephan	5:25:45	13	880	RASTELLI Michele	8:14:35	74
881	BAGGENSTOS Tobias	5:37:55	29	878	CECCOLI Giulio	8:32:20	75
883	MANSER Walter	6:01:26	45	879	CIAVATTA Simone	8:57:49	76
9. Norway (NOR) 90 points							
861	BRUSETH TORELI Fredrik	5:29:36	18				
863	HERMANSEN Didrik Grytbak	5:43:10	34				
864	STEIEN Aasmund Kjøllmoen	5:47:14	38				
862	FENRE Tobias Dahl	6:33:42	60				
10. Austria (AUT) 98 points							
803	RIEDER Andreas	5:38:04	30				
801	HUTTER Alexander	5:42:42	33				
804	STERN Christian	5:43:31	35				

European Athletics Off-Road Running Championships


















Men's Uphill Elite Race

RESULTS

Rank	Bib	Name	Country Code	Time	Gap
1.	220	STEWARD Joe	GBR	42:37	--
2.	217	ADKIN Jacob	GBR	43:55	+1:18
3.	222	EHRLE Lukas	GER	44:23	+1:46
4.	264	DELORENZI Roberto	SUI	44:41	+2:04
5.	216	TRANCHAND Frédéric	FRA	44:48	+2:11
6.	214	KLEIN Theodore	FRA	45:10	+2:33
7.	270	ENGDAHL Petter	SWE	45:17	+2:40
8.	267	SCHMID Jonathan	SUI	45:20	+2:43
9.	268	SOLDINI Jonas	SUI	45:35	+2:58
10.	219	JONES Kristian	GBR	45:51	+3:14
11.	265	PRALONG Candide	SUI	45:55	+3:18
12.	251	SKARSHOLT Håkon	NOR	46:00	+3:23
13.	215	MEYLEU Quentin	FRA	46:15	+3:38
14.	204	INNERHOFER Manuel	AUT	46:16	+3:39
15.	234	ELIA Andrea	ITA	46:19	+3:42
16.	236	PUPPI Francesco	ITA	46:23	+3:46
17.	218	GRANT Finlay	GBR	46:41	+4:04
18.	213	BLANC Jerome	FRA	46:42	+4:05
19.	273	AYMONOD Henri	ITA	46:51	+4:14
20.	206	CHRASCINA Marek	CZE	46:55	+4:18
21.	271	HULTEGÅRD Linus	SWE	47:01	+4:24
22.	258	BEČAN Timotej	SLO	47:01	+4:24
23.	249	DYRHOVDEN Joel	NOR	47:06	+4:29
24.	208	CORBERA Miquel	ESP	47:06	+4:29
25.	203	INNERHOFER Hans-Peter	AUT	47:07	+4:30
26.	202	HOCHENWARTER Christof	AUT	47:08	+4:31
27.	223	OTT Julius	GER	47:21	+4:44
28.	272	NILSSON Martin	SWE	47:38	+5:01
29.	210	OSANZ Daniel	ESP	47:44	+5:07
30.	211	TORRELLA Jan	ESP	47:49	+5:12
31.	250	FÆRØ Halfdan-Emil	NOR	47:57	+5:20
32.	207	ZIMA Matěj	CZE	48:01	+5:24
33.	259	ŠPANRING Klemen	SLO	48:06	+5:29
34.	229	HANNA Zak	IRL	48:25	+5:48
35.	221	AUF DER HEIDE Moritz	GER	48:45	+6:08
36.	252	TABOR Dominik	POL	48:50	+6:13
37.	227	VÁSÁRHELYI Máté Dávid	HUN	50:08	+7:31
38.	212	VENERO Fabián	ESP	50:22	+7:45
39.	257	MIKLOS Rares Imre	ROU	50:25	+7:48
40.	205	IVANOV Kristiyan	BUL	50:43	+8:06
41.	235	MAESTRI Cesare	ITA	50:56	+8:19
42.	253	CARVALHO José	POR	51:16	+8:39
43.	254	GONÇALVES Marcelo	POR	51:30	+8:53
44.	201	ENZENBERGER Martin	AUT	51:37	+9:00
45.	225	JUHÁSZ Patrik	HUN	51:50	+9:13
46.	256	PEREIRA Tiago Babo	POR	52:00	+9:23
47.	224	REICHL David	GER	52:01	+9:24
48.	248	VAN ALMKERK Collin	NED	52:05	+9:28
49.	269	CLAESSON Oscar	SWE	52:07	+9:30
50.	231	MOONEY Killian	IRL	52:12	+9:35
51.	255	MUGA Rui	POR	52:24	+9:47
52.	243	SPITERI Simon	MLT	52:56	+10:19

Men's Uphill Elite Race

RESULTS

Rank	Bib	Name	Country Code	Time	Gap
53.	245	BOOT Jasper	 NED	53:09	+10:32
54.	230	MCGRADY Aaron	 IRL	53:29	+10:52
55.	237	DMITRIJEVS Andrejs	 LAT	54:11	+11:34
56.	226	MÁLITS Péter	 HUN	54:37	+12:00
57.	246	CALKOEN Diederick	 NED	54:44	+12:07
58.	228	CONROY Ian	 IRL	54:46	+12:09
59.	242	MICALLEF Luke	 MLT	54:53	+12:16
60.	240	ŠIPKINAS Andrius	 LTU	56:26	+13:49
61.	262	FRANCIONI Marco	 SMR	56:32	+13:55
62.	260	ZALOKAR Lucijan	 SLO	57:37	+15:00
63.	238	BAJARŪNAS Darius	 LTU	57:59	+15:22
64.	244	TANTI Aidan	 MLT	59:28	+16:51
65.	247	SPRENGER Allard Sym	 NED	1:01:30	+18:53
66.	263	PAZZAGLIA Roberto	 SMR	1:02:24	+19:47
67.	239	RUBEL Valdas	 LTU	1:02:53	+20:16
68.	241	VAIŽMUŽYS Justinas	 LTU	1:05:44	+23:07
69.	261	BENVENUTI Stefano	 SMR	1:07:15	+24:38

Intermediate Time :

Split 2 - 2,4 km	17:58	220	STEWARD Joe (GBR)
Split 3 - 3,8 km	26:43	220	STEWARD Joe (GBR)
Split 4 - 5,6 km	34:23	220	STEWARD Joe (GBR)
Split 5 - 6,1 km	37:20	220	STEWARD Joe (GBR)

European Athletics Off-Road Running Championships

Men's Uphill Elite Race

RESULTS

Bib	Name	Time	Pos.	Bib	Name	Time	Pos.
1. United Kingdom (GBR) 13 points				10. Slovenia (SLO) 117 points			
220	STEWART Joe	42:37	1	258	BEČAN Timotej	47:01	22
217	ADKIN Jacob	43:55	2	259	ŠPANRING Klemen	48:06	33
219	JONES Kristian	45:51	10	260	ZALOKAR Lucijan	57:37	62
218	GRANT Finlay	46:41	17	11. Portugal (POR) 131 points			
2. Switzerland (SUI) 21 points				253	CARVALHO José	51:16	42
264	DELORENZI Roberto	44:41	4	254	GONÇALVES Marcelo	51:30	43
267	SCHMID Jonathan	45:20	8	256	PEREIRA Tiago Babo	52:00	46
268	SOLDINI Jonas	45:35	9	255	MUGA Rui	52:24	51
265	PRALONG Candide	45:55	11	12. Hungary (HUN) 138 points			
3. France (FRA) 24 points				227	VÁSÁRHELYI Máté Dávid	50:08	37
216	TRANCHAND Frédéric	44:48	5	225	JUHÁSZ Patrik	51:50	45
214	KLEIN Theodore	45:10	6	226	MÁLITS Péter	54:37	56
215	MEYLEU Quentin	46:15	13	13. Ireland (IRL) 138 points			
213	BLANC Jerome	46:42	18	229	HANNA Zak	48:25	34
4. Italy (ITA) 50 points				231	MOONEY Killian	52:12	50
234	ELIA Andrea	46:19	15	230	MCGRADY Aaron	53:29	54
236	PUPPI Francesco	46:23	16	228	CONROY Ian	54:46	58
273	AYMONOD Henri	46:51	19	14. Netherlands (NED) 158 points			
235	MAESTRI Cesare	50:56	41	248	VAN ALMKERK Collin	52:05	48
5. Sweden (SWE) 56 points				245	BOOT Jasper	53:09	53
270	ENGDAHL Petter	45:17	7	246	CALKOEN Diederick	54:44	57
271	HULTEGÅRD Linus	47:01	21	247	SPRENGER Allard Sym	1:01:30	65
272	NILSSON Martin	47:38	28	15. Malta (MLT) 175 points			
269	CLAESSON Oscar	52:07	49	243	SPITERI Simon	52:56	52
6. Austria (AUT) 65 points				242	MICALLEF Luke	54:53	59
204	INNERHOFER Manuel	46:16	14	244	TANTI Aidan	59:28	64
203	INNERHOFER Hans-Peter	47:07	25	16. Lithuania (LTU) 190 points			
202	HOCHENWARTER Christof	47:08	26	240	ŠIPKINAS Andrius	56:26	60
201	ENZENBERGER Martin	51:37	44	238	BAJARŪNAS Darius	57:59	63
7. Germany (GER) 65 points				239	RUBEL Valdas	1:02:53	67
222	EHRLE Lukas	44:23	3	241	VAIŽMUŽYS Justinas	1:05:44	68
223	OTT Julius	47:21	27	17. San Marino (SMR) 196 points			
221	AUF DER HEIDE Moritz	48:45	35	262	FRANCIONI Marco	56:32	61
224	REICHL David	52:01	47	263	PAZZAGLIA Roberto	1:02:24	66
8. Norway (NOR) 66 points				261	BENVENUTI Stefano	1:07:15	69
251	SKARSHOLT Håkon	46:00	12				
249	DYRHOVDEN Joel	47:06	23				
250	FÆRØ Halfdan-Emil	47:57	31				
9. Spain (ESP) 83 points							
208	CORBERA Miquel	47:06	24				
210	OSANZ Daniel	47:44	29				
211	TORRELLA Jan	47:49	30				
212	VENERO Fabián	50:22	38				

European Athletics Off-Road Running Championships

Women's Up & Down Elite Race

RESULTS

Rank	Bib	Name	Country Code	Time	Gap
1.	721	ENGELHARD Nina	GER	1:22:44	--
2.	760	WYDER Judith	SUI	1:23:09	+25
3.	749	FLOREA Monica Madalina	ROU	1:23:12	+28
4.	716	ADKIN Scout	GBR	1:23:15	+31
5.	718	LANG Naomi	GBR	1:25:07	+2:23
6.	711	SAAPUNKI Susanna	FIN	1:25:25	+2:41
7.	752	KRKOC Lucija	SLO	1:25:46	+3:02
8.	722	GRÖBER Hanna	GER	1:27:00	+4:16
9.	758	ISELI Rea	SUI	1:27:17	+4:33
10.	759	MATHYS Maude	SUI	1:27:27	+4:43
11.	719	PANNONE Eve	GBR	1:27:45	+5:01
12.	750	PISCU Andreea Alina	ROU	1:28:34	+5:50
13.	706	ŠVESTKOVÁ STRUŽKOVÁ Hana	CZE	1:29:05	+6:21
14.	735	SORTINI Elisa	ITA	1:29:09	+6:25
15.	732	BONZI Vivien	ITA	1:29:13	+6:29
16.	709	FONT Julia	ESP	1:29:15	+6:31
17.	751	SIMION Cristina	ROU	1:29:17	+6:33
18.	713	DEWALLE Christel	FRA	1:29:38	+6:54
19.	762	DENISOVA THOR Anastasia	SWE	1:29:48	+7:04
20.	712	CLÉMENT Némie	FRA	1:30:00	+7:16
21.	763	FORSBERG Emelie	SWE	1:30:13	+7:29
22.	710	ITURBE Onditz	ESP	1:30:44	+8:00
23.	731	BIANCHI Beatrice	ITA	1:31:19	+8:35
24.	743	KYTE Karoline Holsen	NOR	1:31:42	+8:58
25.	733	GAGGI Alice	ITA	1:31:57	+9:13
26.	715	RODRIGUEZ Jade	FRA	1:32:16	+9:32
27.	705	SCHORNÁ MATYÁŠOVÁ Pavla	CZE	1:32:36	+9:52
28.	756	AEBI Céline	SUI	1:33:02	+10:18
29.	714	MENUET Emilie	FRA	1:33:36	+10:52
30.	723	LEIBERICH Marion	GER	1:34:06	+11:22
31.	707	VETCHÁ Adéla	CZE	1:34:27	+11:43
32.	755	VENERUCCI Valentina	SMR	1:34:41	+11:57
33.	703	PLATTNER Anna	AUT	1:34:49	+12:05
34.	742	DVERGSDAL Eli Anne	NOR	1:34:52	+12:08
35.	741	NIJMAN Rens	NED	1:35:15	+12:31
36.	720	ALTHAUS Franziska	GER	1:35:27	+12:43
37.	753	MALI Nuša	SLO	1:35:31	+12:47
38.	748	BOSINCEANU Maria Magdalena	ROU	1:36:05	+13:21
39.	744	LILLESKARE Anita	NOR	1:36:17	+13:33
40.	746	STANEK Patrycja	POL	1:37:54	+15:10
41.	747	MENDES Cátia Magalhães	POR	1:39:09	+16:25
42.	736	KUTKAITÉ Aušrinė	LTU	1:39:13	+16:29
43.	708	PEDERSEN Line Brandt	DEN	1:39:28	+16:44
44.	704	CRAVATTE Victoire	BEL	1:39:28	+16:44
45.	701	HAVLÍNOVÁ Nora	AUT	1:40:54	+18:10
46.	728	FLANAGAN Sarah	IRL	1:40:56	+18:12
47.	702	MEUSBURGER Anna-Sophie	AUT	1:41:14	+18:30
48.	740	HELL Martsje	NED	1:42:28	+19:44
49.	724	PROKOPP Erzsébet	HUN	1:46:06	+23:22
50.	730	KENNY Michelle	IRL	1:46:12	+23:28
51.	727	DALY Sophie	IRL	1:46:26	+23:42
52.	726	ZÓLYOMI Kinga	HUN	1:49:05	+26:21

Women's Up & Down Elite Race

RESULTS

Rank	Bib	Name	Country Code	Time	Gap
53.	737	NASKAUSKÉ Monika	 LTU	1:49:40	+26:56
54.	725	WEILER Virág	 HUN	1:51:07	+28:23
55.	738	VALEIKAITĖ Toma	 LTU	1:52:07	+29:23
56.	754	GUIDUCCI Chiara	 SMR	1:57:09	+34:25
DNF	717	DALE Scarlet	 GBR		

European Athletics Off-Road Running Championships

Women's Up & Down Elite Race












RESULTS

Bib	Name	Time	Pos.	Bib	Name	Time	Pos.
1. United Kingdom (GBR) 20 points				11. Lithuania (LTU) 150 points			
716	ADKIN Scout	1:23:15	4	736	KUTKAITĖ Aušrinė	1:39:13	42
718	LANG Naomi	1:25:07	5	737	NASKAUSKĖ Monika	1:49:40	53
719	PANNONE Eve	1:27:45	11	738	VALEIKAITĖ Toma	1:52:07	55
2. Switzerland (SUI) 21 points				12. Hungary (HUN) 155 points			
760	WYDER Judith	1:23:09	2	724	PROKOPP Erzsébet	1:46:06	49
758	ISELI Rea	1:27:17	9	726	ZÓLYOMI Kinga	1:49:05	52
759	MATHYS Maude	1:27:27	10	725	WEILER Virág	1:51:07	54
756	AEBI Céline	1:33:02	28				
3. Romania (ROU) 32 points							
749	FLOREA Monica Madalina	1:23:12	3				
750	PISCU Andreea Alina	1:28:34	12				
751	SIMION Cristina	1:29:17	17				
748	BOSINCEANU Maria Magdalena	1:36:05	38				
4. Germany (GER) 39 points							
721	ENGELHARD Nina	1:22:44	1				
722	GRÖBER Hanna	1:27:00	8				
723	LEIBERICH Marion	1:34:06	30				
720	ALTHAUS Franziska	1:35:27	36				
5. Italy (ITA) 52 points							
735	SORTINI Elisa	1:29:09	14				
732	BONZI Vivien	1:29:13	15				
731	BIANCHI Beatrice	1:31:19	23				
733	GAGGI Alice	1:31:57	25				
6. France (FRA) 64 points							
713	DEWALLE Christel	1:29:38	18				
712	CLÉMENT Nélie	1:30:00	20				
715	RODRIGUEZ Jade	1:32:16	26				
714	MENUET Emilie	1:33:36	29				
7. Czech Republic (CZE) 71 points							
706	ŠVESTKOVÁ STRUŽKOVÁ Hana	1:29:05	13				
705	SCHORNÁ MATYÁŠOVÁ Pavla	1:32:36	27				
707	VETCHÁ Adéla	1:34:27	31				
8. Norway (NOR) 97 points							
743	KYTE Karoline Holsen	1:31:42	24				
742	DVERGSDAL Eli Anne	1:34:52	34				
744	LILLESKARE Anita	1:36:17	39				
9. Austria (AUT) 125 points							
703	PLATTNER Anna	1:34:49	33				
701	HAVLÍNOVÁ Nora	1:40:54	45				
702	MEUSBURGER Anna-Sophie	1:41:14	47				
10. Ireland (IRL) 147 points							
728	FLANAGAN Sarah	1:40:56	46				
730	KENNY Michelle	1:46:12	50				
727	DALY Sophie	1:46:26	51				

European Athletics Off-Road Running Championships



Women's Trail Running Senior Race

RESULTS

Rank	Bib	Name	Country Code	Time	Gap
1.	911	GEOFFRAY Clementine	 FRA	5:44:37	--
2.	912	L'HIRONDEL Blandine	 FRA	5:53:49	+9:12
3.	913	MARTIN Adeline	 FRA	5:56:44	+12:07
4.	914	ROUX Julie	 FRA	6:02:15	+17:38
5.	955	AMARIEI Ioana Madalina	 ROU	6:10:13	+25:36
6.	930	KOLBEINSDÓTTIR Andrea	 ISL	6:10:54	+26:17
7.	910	ERKKILÄ Anna-Stiina	 FIN	6:12:02	+27:25
8.	908	KORTAZAR Oihana	 ESP	6:12:35	+27:58
9.	961	FJÄLLSTEDT OJANS Barbro	 SWE	6:12:46	+28:09
10.	956	TRATNIK Petra	 SLO	6:13:18	+28:41
11.	942	CARDINAALS Renée	 NED	6:17:51	+33:14
12.	935	MAGLIANO Camilla	 ITA	6:21:44	+37:07
13.	948	PAPROCKA Urszula	 POL	6:22:47	+38:10
14.	907	ARENAS ALCAZAR Gemma	 ESP	6:24:08	+39:31
15.	933	CHIALVO Martina	 ITA	6:27:44	+43:07
16.	949	SOLINSKA Katarzyna	 POL	6:28:21	+43:44
17.	947	LINDE Sara-Rebekka Færø	 NOR	6:29:50	+45:13
18.	904	JÍŠOVÁ Barbora	 CZE	6:31:43	+47:06
19.	951	JOÃO Inês Cruz	 POR	6:32:54	+48:17
20.	959	LÍŠKOVÁ Ivana	 SVK	6:34:15	+49:38
21.	952	MARQUES Inês	 POR	6:36:03	+51:26
22.	960	BARRULF Malin	 SWE	6:37:34	+52:57
23.	936	TURINI Giuditta	 ITA	6:40:18	+55:41
24.	909	PASTOR Maria Del Mar	 ESP	6:40:33	+55:56
25.	918	PAGE Holly	 GBR	6:41:30	+56:53
26.	920	WIMMER Lisa	 GER	6:42:14	+57:37
27.	950	WILK Katarzyna	 POL	6:44:57	+1:00:20
28.	903	ROSEGGER Claudia	 AUT	6:45:14	+1:00:37
29.	924	TIRICZ Irén	 HUN	6:46:57	+1:02:20
30.	957	WILHEM Ariane	 SUI	6:52:09	+1:07:32
31.	928	STUART Emma	 IRL	6:53:50	+1:09:13
32.	929	INGVARSDÓTTIR Halldóra Huld	 ISL	6:55:30	+1:10:53
33.	943	DICKHOUT Renske	 NED	6:55:39	+1:11:02
34.	901	FELLHOFER Esther	 AUT	6:56:37	+1:12:00
35.	917	KAARS SIJPESTEIJN Katie	 GBR	6:57:24	+1:12:47
36.	954	VIEIRA Marisa	 POR	6:58:37	+1:14:00
37.	906	VAŠÍNOVÁ Marcela	 CZE	7:00:32	+1:15:55
38.	925	LOUGHNANE Sorcha	 IRL	7:05:07	+1:20:30
39.	919	TINDLEY Georgia	 GBR	7:07:03	+1:22:26
40.	932	SKÚLADÓTTIR Íris Anna	 ISL	7:09:38	+1:25:01
41.	905	MACUROVÁ Barbora	 CZE	7:10:15	+1:25:38
42.	945	VISSERS Yvonne	 NED	7:17:24	+1:32:47
43.	915	COOPER* Meryl	 GBR	7:20:58	+1:36:21
44.	937	AKMANAVIČIŪTĖ Gitana	 LTU	7:26:00	+1:41:23
45.	927	O'DRISCOLL Laura	 IRL	7:26:59	+1:42:22
46.	931	KRISTJÁNSDÓTTIR Sigþóra Brynja	 ISL	7:28:44	+1:44:07
47.	926	MUNDOW Aoife	 IRL	7:34:35	+1:49:58
48.	953	OLIVEIRA Ana Carolina	 POR	7:36:37	+1:52:00
49.	944	VAN DE COEVERING Anouk	 NED	7:45:35	+2:00:58
50.	938	KALVELYTĖ Viktorija	 LTU	7:57:19	+2:12:42
51.	940	VAIČAITYTĖ Raimonda	 LTU	7:59:58	+2:15:21
52.	941	XHAFERAJ Shefi	 LUX	8:05:38	+2:21:01

Women's Trail Running Senior Race

RESULTS

Rank	Bib	Name		Country Code	Time	Gap
53.	939	MALYSEVA Jelena		LTU	8:32:49	+2:48:12
54.	922	PAÁL Emőke		HUN	8:36:46	+2:52:09
DNF	921	BIKA Dimitra		GRE		
DNF	946	FENRE Mari Klakegg		NOR		
DNF	958	KONIAROVÁ Vanda		SVK		

Intermediate Time :

Prafeu - 12,9 km	1:09:23	912	L'HIRONDEL Blandine (FRA)
Montmin -22,8 km	2:13:07	912	L'HIRONDEL Blandine (FRA)
Col de l'Aulp - 30 km	3:09:54	912	L'HIRONDEL Blandine (FRA)
Menthon - Food area entrance	4:00:48	912	L'HIRONDEL Blandine (FRA)
Mont Baron - 50 km	5:09:57	911	GEOFFRAY Clementine (FRA)

European Athletics Off-Road Running Championships

Women's Trail Running Senior Race

RESULTS

Bib	Name	Time	Pos.	Bib	Name	Time	Pos.
1. France (FRA) 6 points				10. Ireland (IRL) 114 points			
911	GEOFFRAY Clementine	5:44:37	1	928	STUART Emma	6:53:50	31
912	L'HIRONDEL Blandine	5:53:49	2	925	LOUGHNANE Sorcha	7:05:07	38
913	MARTIN Adeline	5:56:44	3	927	O'DRISCOLL Laura	7:26:59	45
914	ROUX Julie	6:02:15	4	926	MUNDOW Aoife	7:34:35	47
2. Spain (ESP) 46 points				11. Lithuania (LTU) 145 points			
908	KORTAZAR Oihana	6:12:35	8	937	AKMANAVIČIŪTĖ Gitana	7:26:00	44
907	ARENAS ALCAZAR Gemma	6:24:08	14	938	KALVELYTĖ Viktorija	7:57:19	50
909	PASTOR Maria Del Mar	6:40:33	24	940	VAIČAITYTĖ Raimonda	7:59:58	51
3. Italy (ITA) 50 points				939	MALYSEVA Jelena	8:32:49	53
935	MAGLIANO Camilla	6:21:44	12				
933	CHIALVO Martina	6:27:44	15				
936	TURINI Giuditta	6:40:18	23				
4. Poland (POL) 56 points							
948	PAPROCKA Urszula	6:22:47	13				
949	SOLINSKA Katarzyna	6:28:21	16				
950	WILK Katarzyna	6:44:57	27				
5. Portugal (POR) 76 points							
951	JOÃO Inês Cruz	6:32:54	19				
952	MARQUES Inês	6:36:03	21				
954	VIEIRA Marisa	6:58:37	36				
953	OLIVEIRA Ana Carolina	7:36:37	48				
6. Iceland (ISL) 78 points							
930	KOLBEINSDÓTTIR Andrea	6:10:54	6				
929	INGVARSDÓTTIR Halldóra Huld	6:55:30	32				
932	SKÚLADÓTTIR Íris Anna	7:09:38	40				
931	KRISTJÁNSDÓTTIR Sigþóra Brynja	7:28:44	46				
7. Netherlands (NED) 86 points							
942	CARDINAALS Renée	6:17:51	11				
943	DICKHOUT Renske	6:55:39	33				
945	VISSERS Yvonne	7:17:24	42				
944	VAN DE COEVERING Anouk	7:45:35	49				
8. Czech Republic (CZE) 96 points							
904	JÍŠOVÁ Barbora	6:31:43	18				
906	VAŠÍNOVÁ Marcela	7:00:32	37				
905	MACUROVÁ Barbora	7:10:15	41				
9. United Kingdom (GBR) 99 points							
918	PAGE Holly	6:41:30	25				
917	KAARS SIJPESTEIJN Katie	6:57:24	35				
919	TINDLEY Georgia	7:07:03	39				
915	COOPER* Meryl	7:20:58	43				









Women's Uphill Elite Race

RESULTS

Rank	Bib	Name	Country Code	Time	Gap	
1.	323	ENGELHARD Nina	GER	50:08	--	
2.	318	ADKIN Scout	GBR	51:43	+1:35	
3.	352	FLOREA Monica Madalina	ROU	52:33	+2:25	
4.	315	DEWALLE Christel	FRA	53:32	+3:24	YC-TR 4.5
5.	317	PONCET Elise	FRA	53:58	+3:50	YC-TR 4.5
6.	362	WYDER Judith	SUI	54:03	+3:55	
7.	322	WILLHOIT Sara	GBR	54:39	+4:31	
8.	332	MCCORMACK Sarah	IRL	54:46	+4:38	
9.	316	NIVET Marie	FRA	55:07	+4:59	YC-TR 4.5
10.	354	SIMION Cristina	ROU	55:10	+5:02	
11.	360	BURCH Selina	SUI	55:17	+5:09	
12.	347	KYTE Karoline Holsen	NOR	55:26	+5:18	
13.	319	DALE Scarlet	GBR	55:41	+5:33	
14.	333	BONZI Vivien	ITA	56:01	+5:53	
15.	321	TWENTYMAN Elle	GBR	56:02	+5:54	
16.	324	GRÖBER Hanna	GER	56:21	+6:13	
17.	361	MATHYS Maude	SUI	56:27	+6:19	
18.	312	ITURBE Onditz	ESP	56:34	+6:26	
19.	310	VETCHÁ Adéla	CZE	56:40	+6:32	
20.	314	CLÉMENT Némie	FRA	56:48	+6:40	YC-TR 4.5
21.	364	DENISOVA THOR Anastasia	SWE	56:58	+6:50	
22.	336	SORTINI Elisa	ITA	57:24	+7:16	
23.	303	PLATTNER Anna	AUT	58:08	+8:00	
24.	334	GIUDICI Gloria Rita Antonia	ITA	58:21	+8:13	
25.	309	ŠVESTKOVÁ STRUŽKOVÁ Hana	CZE	58:25	+8:17	
26.	348	LILLESKARE Anita	NOR	58:30	+8:22	
27.	358	VENERUCCI Valentina	SMR	58:31	+8:23	
28.	353	PISCU Andreea Alina	ROU	58:54	+8:46	
29.	363	PEJPKOVA Katarína	SVK	59:22	+9:14	
30.	308	SCHORNÁ MATYÁŠOVÁ Pavla	CZE	59:23	+9:15	
31.	356	MALI Nuša	SLO	59:34	+9:26	
32.	359	AEBI Céline	SUI	59:37	+9:29	
33.	351	BOSINCEANU Maria Magdalena	ROU	59:56	+9:48	
34.	305	NINEVA Marinela	BUL	1:00:04	+9:56	
35.	335	ROFFINO Valeria	ITA	1:00:06	+9:58	
36.	325	LEIBERICH Marion	GER	1:00:59	+10:51	
37.	345	NIJMAN Rens	NED	1:01:02	+10:54	
38.	302	MEUSBURGER Anna-Sophie	AUT	1:01:34	+11:26	
39.	357	MIKUŽ Anja	SLO	1:01:50	+11:42	
40.	311	PEDERSEN Line Brandt	DEN	1:01:52	+11:44	
41.	307	TSEKOVA Marinela	BUL	1:02:24	+12:16	
42.	304	COTTON Charlotte	BEL	1:02:32	+12:24	
43.	328	ZÓLYOMI Kinga	HUN	1:04:35	+14:27	
44.	338	MIKULÉNAITÉ Vincenta	LTU	1:04:46	+14:38	
45.	306	SYULEYMAN Bilserin	BUL	1:05:37	+15:29	
46.	343	GOETZE Anneloes	NED	1:06:04	+15:56	
47.	301	HAVLÍNOVÁ Nora	AUT	1:06:30	+16:22	
48.	327	WEILER Virág	HUN	1:06:32	+16:24	
49.	344	HELL Martsje	NED	1:06:49	+16:41	
50.	337	BERNOTAITÉ Virginija	LTU	1:07:40	+17:32	
51.	331	GOSLING Aine	IRL	1:07:54	+17:46	
52.	326	PROKOPP Erzsébet	HUN	1:07:55	+17:47	

Women's Uphill Elite Race

RESULTS

Rank	Bib	Name	Country Code	Time	Gap	
53.	330	FINN Carol	 IRL	1:11:47	+21:39	
54.	341	CAMILLERI Giselle	 MLT	1:14:35	+24:27	YC-TR 4.5
55.	339	TOMAŠUN Patricija	 LTU	1:15:12	+25:04	
56.	340	ABDILLA Tara	 MLT	1:16:24	+26:16	
57.	342	HILI Carmen	 MLT	1:21:47	+31:39	
DNF	346	DVERGSDAL Eli Anne	 NOR			
DNS	313	SAAPUNKI Susanna	 FIN			
DNS	350	CELINSKA Anna	 POL			

Intermediate Time :

Split 2 - 2,4 km	20:19	323	ENGELHARD Nina (GER)
Split 3 - 3,8 km	30:49	323	ENGELHARD Nina (GER)
Split 4 - 5,6 km	39:58	323	ENGELHARD Nina (GER)
Split 5 - 6,1 km	43:43	323	ENGELHARD Nina (GER)

YC-TR 4.5: Failure to report to call room

European Athletics Off-Road Running Championships

Women's Uphill Elite Race






































RESULTS

Bib	Name	Time	Pos.	Bib	Name	Time	Pos.
1. France (FRA) 18 points				11. Netherlands (NED) 132 points			
315	DEWALLE Christel	53:32	4	345	NIJMAN Rens	1:01:02	37
317	PONCET Elise	53:58	5	343	GOETZE Anneloes	1:06:04	46
316	NIVET Marie	55:07	9	344	HELL Martsje	1:06:49	49
314	CLÉMENT Némie	56:48	20	12. Hungary (HUN) 143 points			
2. United Kingdom (GBR) 22 points				328	ZÓLYOMI Kinga	1:04:35	43
318	ADKIN Scout	51:43	2	327	WEILER Virág	1:06:32	48
322	WILLHOIT Sara	54:39	7	326	PROKOPP Erzsébet	1:07:55	52
319	DALE Scarlet	55:41	13	13. Lithuania (LTU) 149 points			
321	TWENTYMAN Elle	56:02	15	338	MIKULÉNAITĖ Vincenta	1:04:46	44
3. Switzerland (SUI) 34 points				337	BERNOTAITĖ Virginija	1:07:40	50
362	WYDER Judith	54:03	6	339	TOMAŠUN Patricija	1:15:12	55
360	BURCH Selina	55:17	11	14. Malta (MLT) 167 points			
361	MATHYS Maude	56:27	17	341	CAMILLERI Giselle	1:14:35	54
359	AEBI Céline	59:37	32	340	ABDILLA Tara	1:16:24	56
4. Romania (ROU) 41 points				342	HILI Carmen	1:21:47	57
352	FLOREA Monica Madalina	52:33	3				
354	SIMION Cristina	55:10	10				
353	PISCU Andreea Alina	58:54	28				
351	BOSINCEANU Maria Magdalena	59:56	33				
5. Germany (GER) 53 points							
323	ENGELHARD Nina	50:08	1				
324	GRÖBER Hanna	56:21	16				
325	LEIBERICH Marion	1:00:59	36				
6. Italy (ITA) 60 points							
333	BONZI Vivien	56:01	14				
336	SORTINI Elisa	57:24	22				
334	GIUDICI Gloria Rita Antonia	58:21	24				
335	ROFFINO Valeria	1:00:06	35				
7. Czech Republic (CZE) 74 points							
310	VETCHÁ Adéla	56:40	19				
309	ŠVESTKOVÁ STRUŽKOVÁ Hana	58:25	25				
308	SCHORNÁ MATYÁŠOVÁ Pavla	59:23	30				
8. Austria (AUT) 108 points							
303	PLATTNER Anna	58:08	23				
302	MEUSBURGER Anna-Sophie	1:01:34	38				
301	HAVLÍNOVÁ Nora	1:06:30	47				
9. Ireland (IRL) 112 points							
332	MCCORMACK Sarah	54:46	8				
331	GOSLING Aine	1:07:54	51				
330	FINN Carol	1:11:47	53				
10. Bulgaria (BUL) 120 points							
305	NINEVA Marinela	1:00:04	34				
307	TSEKOVA Marinela	1:02:24	41				
306	SYULEYMAN Bilserin	1:05:37	45				

European Athletics Off-Road Running Championships

Men's Up & Down U20 Race

RESULTS

Rank	Bib	Name	Country Code	Time	Gap
1.	410	PUYDEBOIS Antoine	 FRA	27:46	--
2.	409	MONGELLAZ Jules	 FRA	28:02	+16
3.	408	HENRIC Mael	 FRA	28:18	+32
4.	407	BARRIOD Jules	 FRA	28:26	+40
5.	434	ŽIŽMOND Tine	 SLO	29:09	+1:23
6.	425	MAZZA Francesco	 ITA	29:22	+1:36
7.	414	WRIGHT Angus	 GBR	29:26	+1:40
8.	406	MENÉNDEZ Pere	 ESP	29:37	+1:51
9.	424	CURIONI Luca	 ITA	29:41	+1:55
10.	404	HERNÁNDEZ Eduardo	 ESP	29:45	+1:59
11.	439	LANG Baptiste	 SUI	29:53	+2:07
12.	401	MEUSBURGER Maximilian	 AUT	29:58	+2:12
13.	438	CAMESI Fiorillo	 SUI	30:03	+2:17
14.	426	STUPIGGIA Marco	 ITA	30:09	+2:23
15.	405	MACIAS Adrian	 ESP	30:12	+2:26
16.	411	BENTHAM Sam	 GBR	30:17	+2:31
17.	423	BAZZOLI Gabriel	 ITA	30:25	+2:39
18.	437	BUCLIN Lorick	 SUI	30:29	+2:43
19.	403	DIAZ Asheber	 ESP	30:33	+2:47
20.	429	LACHOWSKI Maciej	 POL	30:35	+2:49
21.	412	DOWNEY Jonathon	 GBR	30:39	+2:53
22.	402	BEDNAŘÍK Vilém	 CZE	30:45	+2:59
23.	428	FLOREK Jakub	 POL	30:50	+3:04
24.	422	YORE Finn	 IRL	31:02	+3:16
25.	413	SANDERSON Jack	 GBR	31:29	+3:43
26.	427	HAUGEN Aron Rodal	 NOR	31:35	+3:49
27.	436	BROGGINI Anton	 SUI	32:00	+4:14
28.	415	RÖSSLER Lennart	 GER	32:02	+4:16
29.	417	GYÁNYI Zsombor Buda	 HUN	32:05	+4:19
30.	433	ŠUBIC Žan	 SLO	32:13	+4:27
31.	432	NOVAK Žiga Jan	 SLO	32:29	+4:43
32.	419	BARRON Callum	 IRL	33:00	+5:14
33.	416	GYALLAI Zsombor	 HUN	33:01	+5:15
34.	421	MCMULLAN Ethan	 IRL	34:14	+6:28
35.	418	POCSAI Levente	 HUN	34:31	+6:45
36.	431	MARINKO Jaka	 SLO	35:05	+7:19
37.	435	MINI Rafael	 SMR	39:31	+11:45
DNF	420	MCMANUS Tiarnan	 IRL		

European Athletics Off-Road Running Championships

Men's Up & Down U20 Race

RESULTS

Bib	Name	Time	Pos.	Bib	Name	Time	Pos.
1. France (FRA) 6 points							
410	PUYDEBOIS Antoine	27:46	1				
409	MONGELLAZ Jules	28:02	2				
408	HENRIC Mael	28:18	3				
407	BARRIOD Jules	28:26	4				
2. Italy (ITA) 29 points							
425	MAZZA Francesco	29:22	6				
424	CURIONI Luca	29:41	9				
426	STUPIGGIA Marco	30:09	14				
423	BAZZOLI Gabriel	30:25	17				
3. Spain (ESP) 33 points							
406	MENÉNDEZ Pere	29:37	8				
404	HERNÁNDEZ Eduardo	29:45	10				
405	MACIAS Adrian	30:12	15				
403	DIAZ Asheber	30:33	19				
4. Switzerland (SUI) 42 points							
439	LANG Baptiste	29:53	11				
438	CAMESI Fiorillo	30:03	13				
437	BUCLIN Lorick	30:29	18				
436	BROGGINI Anton	32:00	27				
5. United Kingdom (GBR) 44 points							
414	WRIGHT Angus	29:26	7				
411	BENTHAM Sam	30:17	16				
412	DOWNEY Jonathon	30:39	21				
413	SANDERSON Jack	31:29	25				
6. Slovenia (SLO) 66 points							
434	ŽIŽMOND Tine	29:09	5				
433	ŠUBIC Žan	32:13	30				
432	NOVAK Žiga Jan	32:29	31				
431	MARINKO Jaka	35:05	36				
7. Ireland (IRL) 90 points							
422	YORE Finn	31:02	24				
419	BARRON Callum	33:00	32				
421	MCMULLAN Ethan	34:14	34				
8. Hungary (HUN) 97 points							
417	GYÁNYI Zsombor Buda	32:05	29				
416	GYALLAI Zsombor	33:01	33				
418	POCSAI Levente	34:31	35				

Men's Uphill U20 Race

RESULTS

Rank	Bib	Name	Country Code	Time	Gap
1.	36	BÜHRER Matthieu	SUI	36:09	--
2.	35	BERGER Loïc	SUI	36:30	+21
3.	9	MONGELLAZ Jules	FRA	37:06	+57
4.	12	HOBBS Edward	GBR	38:04	+1:55
5.	37	CAMESI Fiorillo	SUI	38:14	+2:05
6.	11	HILTON Thomas	GBR	38:29	+2:20
7.	8	DESCOMBE Noe	FRA	39:19	+3:10
8.	7	BIBOLLET Simon	FRA	39:23	+3:14
9.	23	BORROMINI Vittore Simone	ITA	39:25	+3:16
10.	13	POULSTON Alexander	GBR	39:39	+3:30
11.	14	SANDERSON Jack	GBR	40:07	+3:58
12.	38	OESCHGER Lars	SUI	40:14	+4:05
13.	10	SIMONEAU Emilien	FRA	40:24	+4:15
14.	33	ŽIŽMOND Tine	SLO	40:33	+4:24
15.	1	MEUSBURGER Maximilian	AUT	40:34	+4:25
16.	6	MENÉNDEZ Pere	ESP	40:37	+4:28
17.	25	GIANOLA Paolo	ITA	40:43	+4:34
18.	26	HAUGEN Aron Rodal	NOR	40:46	+4:37
19.	2	BEDNAŘÍK Vilém	CZE	40:50	+4:41
20.	24	CURIONI Luca	ITA	40:55	+4:46
21.	21	YORE Finn	IRL	41:08	+4:59
22.	20	O'NEIL Colm	IRL	41:21	+5:12
23.	22	BAZZOLI Gabriel	ITA	41:26	+5:17
24.	27	FLOREK Jakub	POL	41:30	+5:21
25.	4	HERNÁNDEZ Eduardo	ESP	42:16	+6:07
26.	28	LACHOWSKI Maciej	POL	42:22	+6:13
27.	32	NOVAK Žiga Jan	SLO	43:34	+7:25
28.	5	MACIAS Adrian	ESP	43:39	+7:30
29.	31	MARINKO Jaka	SLO	44:04	+7:55
30.	29	AGATÃO Santiago	POR	44:28	+8:19
31.	3	DIAZ Asheber	ESP	45:01	+8:52
32.	19	MCMULLAN Ethan	IRL	45:33	+9:24
33.	30	KOCAR Mark	SLO	46:08	+9:59
34.	15	GYALLAI Zsombor	HUN	46:10	+10:01
35.	17	POCSAI Levente	HUN	48:15	+12:06
36.	16	GYÁNYI Zsombor Buda	HUN	48:33	+12:24
37.	18	MAYNE Rudy	IRL	49:04	+12:55
38.	34	ROMAIRONE Teo	SMR	1:11:31	+35:22

YC-TR 4.5

Intermediate Time :

Split 2 - 2,4 km	18:44	36	BÜHRER Matthieu (SUI)
Split 3 - 3,8 km	28:13	36	BÜHRER Matthieu (SUI)

European Athletics Off-Road Running Championships

Men's Uphill U20 Race




























RESULTS

Bib	Name	Time	Pos.	Bib	Name	Time	Pos.
1. Switzerland (SUI) 8 points							
36	BÜHRER Matthieu	36:09	1				
35	BERGER Loïc	36:30	2				
37	CAMESI Fiorillo	38:14	5				
38	OESCHGER Lars	40:14	12				
2. France (FRA) 18 points							
9	MONGELLAZ Jules	37:06	3				
8	DESCOMBE Noe	39:19	7				
7	BIBOLLET Simon	39:23	8				
10	SIMONEAU Emilien	40:24	13				
3. United Kingdom (GBR) 20 points							
12	HOBBS Edward	38:04	4				
11	HILTON Thomas	38:29	6				
13	POULSTON Alexander	39:39	10				
14	SANDERSON Jack	40:07	11				
4. Italy (ITA) 46 points							
23	BORROMINI Vittore Simone	39:25	9				
25	GIANOLA Paolo	40:43	17				
24	CURIONI Luca	40:55	20				
22	BAZZOLI Gabriel	41:26	23				
5. Spain (ESP) 69 points							
6	MENÉNDEZ Pere	40:37	16				
4	HERNÁNDEZ Eduardo	42:16	25				
5	MACIAS Adrian	43:39	28				
3	DIAZ Asheber	45:01	31				
6. Slovenia (SLO) 70 points							
33	ŽIŽMOND Tine	40:33	14				
32	NOVAK Žiga Jan	43:34	27				
31	MARINKO Jaka	44:04	29				
30	KOCAR Mark	46:08	33				
7. Ireland (IRL) 75 points							
21	YORE Finn	41:08	21				
20	O'NEIL Colm	41:21	22				
19	MCMULLAN Ethan	45:33	32				
18	MAYNE Rudy	49:04	37				
8. Hungary (HUN) 105 points							
15	GYALLAI Zsombor	46:10	34				
17	POCSAI Levente	48:15	35				
16	GYÁNYI Zsombor Buda	48:33	36				

European Athletics Off-Road Running Championships

Women's Up & Down U20 Race

RESULTS

Rank	Bib	Name	Country Code	Time	Gap
1.	508	DAJOUX Margot	 FRA	31:50	--
2.	528	HOLE Ingeborg Synstnes	 NOR	32:07	+17
3.	514	WHITAKER Eve	 GBR	32:18	+28
4.	523	ARNOLDO Lucia	 ITA	32:32	+42
5.	506	PUJALTE Marina	 ESP	32:54	+1:04
6.	526	HOFER Anna	 ITA	33:48	+1:58
7.	510	MUGNIER Alice	 FRA	34:06	+2:16
8.	511	BELL Georgia	 GBR	34:23	+2:33
9.	504	HERAULT Ines	 ESP	34:33	+2:43
10.	507	ANDRE Lila	 FRA	35:05	+3:15
11.	512	LANE Amelie	 GBR	35:13	+3:23
12.	509	GARRET Marie	 FRA	35:21	+3:31
13.	535	SCHERLING Aina	 SUI	35:23	+3:33
14.	513	PATERSON Isla	 GBR	35:29	+3:39
15.	527	PEDOL Chiara	 ITA	35:42	+3:52
16.	524	BORROMINI Federica	 ITA	35:45	+3:55
17.	531	MOČNIK Klara	 SLO	36:00	+4:10
18.	502	BUENAVIDA Andrea	 ESP	36:05	+4:15
19.	532	VELEPEC Klara	 SLO	36:11	+4:21
20.	534	KÖTHE Flurina	 SUI	36:13	+4:23
21.	501	ATANASOVA Anika	 BUL	36:26	+4:36
22.	530	BILBAN Sara	 SLO	36:38	+4:48
23.	515	MEINECKE Antonella	 GER	36:55	+5:05
24.	518	LÖVEI Vanda	 HUN	37:19	+5:29
25.	516	DOBÓ Eszter	 HUN	37:40	+5:50
26.	503	GONZALEZ Sandra	 ESP	37:59	+6:09
27.	519	FARRELL Sinead	 IRL	38:44	+6:54
28.	517	IKER Natália	 HUN	39:00	+7:10
29.	521	O'LOUGHLIN Siobhan	 IRL	39:52	+8:02
30.	522	O'RIORDAN Faye	 IRL	41:10	+9:20
31.	520	GRAHAM Katie	 IRL	42:56	+11:06
32.	533	CECCOLI Matilde	 SMR	46:42	+14:52
DNF	505	PEREZ Candela	 ESP		
DNS	529	TYMAN Karolina	 POL		

European Athletics Off-Road Running Championships




















Women's Up & Down U20 Race

RESULTS

Bib	Name	Time	Pos.	Bib	Name	Time	Pos.
1. France (FRA) 18 points							
508	DAJOUX Margot	31:50	1				
510	MUGNIER Alice	34:06	7				
507	ANDRE Lila	35:05	10				
509	GARRET Marie	35:21	12				
2. United Kingdom (GBR) 22 points							
514	WHITAKER Eve	32:18	3				
511	BELL Georgia	34:23	8				
512	LANE Amelie	35:13	11				
513	PATERSON Isla	35:29	14				
3. Italy (ITA) 25 points							
523	ARNOLDO Lucia	32:32	4				
526	HOFER Anna	33:48	6				
527	PEDOL Chiara	35:42	15				
524	BORROMINI Federica	35:45	16				
4. Spain (ESP) 32 points							
506	PUJALTE Marina	32:54	5				
504	HERAULT Ines	34:33	9				
502	BUENAVIDA Andrea	36:05	18				
503	GONZALEZ Sandra	37:59	26				
5. Slovenia (SLO) 58 points							
531	MOČNIK Klara	36:00	17				
532	VELEPEC Klara	36:11	19				
530	BILBAN Sara	36:38	22				
6. Hungary (HUN) 77 points							
518	LÖVEI Vanda	37:19	24				
516	DOBÓ Eszter	37:40	25				
517	IKER Natália	39:00	28				
7. Ireland (IRL) 86 points							
519	FARRELL Sinead	38:44	27				
521	O'LOUGHLIN Siobhan	39:52	29				
522	O'RIORDAN Faye	41:10	30				
520	GRAHAM Katie	42:56	31				

Women's Uphill U20 Race

RESULTS

Rank	Bib	Name	Country Code	Time	Gap
1.	114	EHRLE Julia	 GER	41:50	--
2.	113	WHITAKER Eve	 GBR	43:40	+1:50
3.	106	BECK Lili	 FRA	44:19	+2:29
4.	128	HOLE Ingeborg Synstnes	 NOR	44:37	+2:47
5.	108	DAJOUX Margot	 FRA	45:01	+3:11
6.	110	HEDLEY Isla	 GBR	45:13	+3:23
7.	126	FERRARI Licia	 ITA	45:27	+3:37
8.	127	HOFER Anna	 ITA	45:39	+3:49
9.	107	BECK Luna	 FRA	45:45	+3:55
10.	112	RUSSELL Lauren	 GBR	47:21	+5:31
11.	111	LANE Amelie	 GBR	47:49	+5:59
12.	133	VELEPEC Klara	 SLO	48:01	+6:11
13.	105	PUJALTE Marina	 ESP	48:10	+6:20
14.	109	FRUCHART Lalibela	 FRA	48:15	+6:25
15.	137	SCHERLING Aina	 SUI	48:43	+6:53
16.	116	MEINECKE Antonella	 GER	49:51	+8:01
17.	135	BRUNNER Ursina	 SUI	50:09	+8:19
18.	132	NOVAK Ana	 SLO	50:21	+8:31
19.	131	MOČNIK Klara	 SLO	50:27	+8:37
20.	125	BOSCACCI Silvia	 ITA	50:51	+9:01
21.	117	DOBÓ Eszter	 HUN	50:52	+9:02
22.	103	GONZALEZ Sandra	 ESP	51:07	+9:17
23.	136	RAMUZ Chloé	 SUI	51:33	+9:43
24.	102	BUENAVIDA Andrea	 ESP	51:43	+9:53
25.	104	PEREZ Candela	 ESP	52:13	+10:23
26.	119	LÖVEI Vanda	 HUN	52:36	+10:46
27.	129	TYMAN Karolina	 POL	52:46	+10:56
28.	122	HUGHES Caitlin	 IRL	52:56	+11:06
29.	124	BERTAGNOLLI Debora	 ITA	53:13	+11:23
30.	130	BILBAN Sara	 SLO	53:45	+11:55
31.	121	FARRELL Sinead	 IRL	54:44	+12:54
32.	118	IKER Natália	 HUN	55:39	+13:49
33.	120	FARLEY Alanna	 IRL	1:01:42	+19:52
34.	101	GOCHEVA Simona	 BUL	1:02:04	+20:14
35.	123	MCLOUGHLIN Kathleen	 IRL	1:02:45	+20:55
36.	134	BONINI Anita	 SMR	1:28:09	+46:19

YC-TR 4.5

Intermediate Time :

Split 2 - 2,4 km 21:20 114 EHRLE Julia (GER)

Split 3 - 3,8 km 32:23 114 EHRLE Julia (GER)

European Athletics Off-Road Running Championships

Women's Uphill U20 Race

RESULTS

Bib	Name	Time	Pos.	Bib	Name	Time	Pos.
1. France (FRA) 17 points							
106	BECK Lili	44:19	3				
108	DAJOUX Margot	45:01	5				
107	BECK Luna	45:45	9				
109	FRUCHART Lalibela	48:15	14				
2. United Kingdom (GBR) 18 points							
113	WHITAKER Eve	43:40	2				
110	HEDLEY Isla	45:13	6				
112	RUSSELL Lauren	47:21	10				
111	LANE Amelie	47:49	11				
3. Italy (ITA) 35 points							
126	FERRARI Licia	45:27	7				
127	HOFER Anna	45:39	8				
125	BOSCACCI Silvia	50:51	20				
124	BERTAGNOLLI Debora	53:13	29				
4. Slovenia (SLO) 49 points							
133	VELEPEC Klara	48:01	12				
132	NOVAK Ana	50:21	18				
131	MOČNIK Klara	50:27	19				
130	BILBAN Sara	53:45	30				
5. Switzerland (SUI) 55 points							
137	SCHERLING Aina	48:43	15				
135	BRUNNER Ursina	50:09	17				
136	RAMUZ Chloé	51:33	23				
6. Spain (ESP) 59 points							
105	PUJALTE Marina	48:10	13				
103	GONZALEZ Sandra	51:07	22				
102	BUENAVIDA Andrea	51:43	24				
104	PEREZ Candela	52:13	25				
7. Hungary (HUN) 79 points							
117	DOBÓ Eszter	50:52	21				
119	LÖVEI Vanda	52:36	26				
118	IKER Natália	55:39	32				
8. Ireland (IRL) 92 points							
122	HUGHES Caitlin	52:56	28				
121	FARRELL Sinead	54:44	31				
120	FARLEY Alanna	1:01:42	33				
123	MCCLOUGHLIN Kathleen	1:02:45	35				