

SAT 23 MAY 2026
 19:20

10000m Men
Final A
Results

EUROPEAN RECORD	26:46.57 FARAH Mo	GBR Hayward Field, Eugene, OR (USA)	3 JUN 2011
CHAMPIONSHIP RECORD	27:14.44 RONCERO Fabian	ESP Lisboa (POR)	4 APR 1998

Rank	Bib	Name	Ctry Code	Date of Birth	Order	Result	
1	224	AOUANI Iliass Italy	ITA	29 SEP 1995	5	27:50.05	SB
2	213	BEDARD Simon France	FRA	1 MAR 1997	8	27:52.66	
3	214	GONDOUIN Valentin France	FRA	3 APR 1999	7	27:53.09	SB
4	202	DEBOGNIES Simon Belgium	BEL	16 JUL 1996	9	27:54.06	SB
5	215	GUYON Baptiste France	FRA	17 JAN 2001	15	27:54.53	PB
6	230	SELVAROLO Pasquale Italy	ITA	28 NOV 1999	25	28:00.03	PB
7	210	RAMOS Jesús Spain	ESP	29 APR 1996	20	28:11.26	SB
8	212	AUGUSTO Bastien France	FRA	8 OCT 1999	27	28:19.79	PB
9	208	MENACHO Eduardo Spain	ESP	25 NOV 1999	12	28:26.40	
10	218	KARSAI Gábor Hungary	HUN	3 APR 2004	21	28:31.00	PB
11	239	VAN HOOREN Bas Netherlands	NED	6 DEC 1992	4	28:31.54	PB
12	203	HENDRIX Robin Belgium	BEL	14 JAN 1995	1	28:34.05	SB
13	231	VALINČIUS Giedrius Lithuania	LTU	20 JAN 2000	24	28:44.68	PB
14	207	ESCAMILLA Mesfin Spain	ESP	19 NOV 2005	17	28:45.80	
15	228	MAGGI Konjoneh Italy	ITA	31 DEC 2003	16	28:46.57	
16	229	MONDAZZI Alberto Italy	ITA	21 FEB 1998	26	28:46.58	SB
17	200	CARABAÑA Nahuel Andorra	AND	11 OCT 1999	10	28:47.06	NR
18	206	ALBA Pablo Spain	ESP	9 MAY 2002	11	28:52.00	
19	242	BORGES Miguel Portugal	POR	10 APR 1994	3	28:56.05	SB
20	209	PÉREZ Juan Antonio Spain	ESP	11 JUN 1988	2	28:57.66	SB
21	249	LÖFQVIST Oliver Sweden	SWE	5 MAY 1998	18	29:03.88	SB
22	223	Ó GAILÍN Oisín Ireland	IRL	14 MAR 1997	6	29:17.30	SB
23	227	GUERRA Francesco Italy	ITA	17 JUL 2001	23	29:25.86	SB

SAT 23 MAY 2026
19:20

10000m Men

Final A

Results

EUROPEAN RECORD	26:46.57 FARAH Mo	GBR Hayward Field, Eugene, OR (USA)	3 JUN 2011
CHAMPIONSHIP RECORD	27:14.44 RONCERO Fabian	ESP Lisboa (POR)	4 APR 1998

Rank	Bib	Name	Ctry Code	Date of Birth	Order	Result	
24	243	GOMES Duarte Portugal	POR	24 NOV 2000	14	29:36.00	SB
25	250	ÇAĞIRAN Abdulhalik Türkiye	TUR	15 SEP 2002	22	30:38.02	
26	251	SELEK Mert Türkiye	TUR	15 JUN 2005	19	32:01.01	
	71	HAFASHIMANA Emile (g) Burundi	BDI	1 MAR 2005	29	DNF	
	70	NDIKUMANA Célestin (g) Burundi	BDI	22 FEB 2002	28	DNF	
	221	MORGAN Callum Ireland	IRL	18 JUN 2003	13	DNF	
Intermediate Times:		1000m	2:45.88	70	NDIKUMANA Célestin (BDI)		
		2000m	5:30.93	70	NDIKUMANA Célestin (BDI)		
		3000m	8:15.99	70	NDIKUMANA Célestin (BDI)		
		4000m	11:01.05	70	NDIKUMANA Célestin (BDI)		
		5000m	13:46.12	70	NDIKUMANA Célestin (BDI)		
		6000m	16:32.17	70	NDIKUMANA Célestin (BDI)		
		7000m	19:22.53	224	AOUANI Iliass (ITA)		
		8000m	22:12.86	224	AOUANI Iliass (ITA)		
		9000m	25:02.31	224	AOUANI Iliass (ITA)		

Weather conditions

Temperature: 29°C

Humidity: 47%

Conditions: Sunny

Legend:							
(g)	Guest	DNF	Did not Finish	NR	National Record	PB	Personal Best
SB	Season Best						

SAT 23 MAY 2026
 18:00

10000m Men
Final B
Results

EUROPEAN RECORD	26:46.57 FARAH Mo	GBR Hayward Field, Eugene, OR (USA)	3 JUN 2011
CHAMPIONSHIP RECORD	27:14.44 RONCERO Fabian	ESP Lisboa (POR)	4 APR 1998

Rank	Bib	Name	Ctry Code	Date of Birth	Order	Result	
1	217	RAMSDEN Matthew Great Britain & Northern Ireland	GBR	7 JUL 2003	15	29:11.69	PB
2	205	ZAJÍC Martin Czech Republic	CZE	30 MAR 2000	20	29:13.02	SB
3	244	PINTO Rui Portugal	POR	18 NOV 1992	7	29:13.86	SB
4	225	BRUNIER Lorenzo Italy	ITA	25 NOV 1996	10	29:17.06	PB
5	201	WELDEZGHI Seare Athlete Refugee Team	ART	1 JAN 1996	1	29:28.41	PB
6	216	KAVANAGH Jack Great Britain & Northern Ireland	GBR	13 APR 2000	9	29:47.08	SB
7	235	FUTSELAAR Frank Netherlands	NED	16 JUL 1991	2	29:55.77	SB
8	219	LOMB Ádám Hungary	HUN	7 SEP 2001	21	29:58.32	
9	245	KOKALJ Jan Slovenia	SLO	7 AUG 1997	3	29:59.15	PB
10	211	SIHT Morten Estonia	EST	8 MAR 2004	24	30:07.45	PB
11	204	NOVOSEL Tomislav Croatia	CRO	21 SEP 1999	14	30:09.88	
12	220	BATTLE Jamie Ireland	IRL	3 MAR 2000	12	30:11.63	SB
13	246	CACHELIN Guillaume Switzerland	SUI	29 DEC 1996	4	30:19.64	SB
14	237	KOPMELS Cas Netherlands	NED	28 OCT 2000	16	30:24.27	SB
15	248	MENNET Robin Switzerland	SUI	22 JAN 2001	5	30:27.81	PB
16	233	MICALLEF Luke Malta	MLT	25 NOV 1989	23	30:30.39	PB
17	238	VAN DEN HURK Ties Netherlands	NED	6 JUN 1996	17	30:33.10	SB
18	253	LONSKYI Vadym Ukraine	UKR	31 MAY 1999	18	30:38.76	
19	234	ASSORGIA Gianluca Netherlands	NED	29 NOV 1994	8	31:00.17	SB
20	232	RĂILEANU Maxim Moldova	MDA	10 APR 1994	6	31:01.98	SB
21	236	HOOGBOOM Tom Netherlands	NED	9 AUG 2001	19	31:28.13	SB
22	252	YAZICI Enbiya Türkiye	TUR	25 SEP 2003	22	31:45.52	
	247	FREITAG Nino Switzerland	SUI	10 SEP 2004	11	DNF	

SAT 23 MAY 2026
18:00

10000m Men

Final B

Results

EUROPEAN RECORD	26:46.57 FARAH Mo	GBR Hayward Field, Eugene, OR (USA)	3 JUN 2011
CHAMPIONSHIP RECORD	27:14.44 RONCERO Fabian	ESP Lisboa (POR)	4 APR 1998

Rank	Bib	Name	Ctry Code	Date of Birth	Order	Result
	72	IRAKOZE Thierry (g) Burundi	BDI	1 AUG 2004	25	DNF
	222	MURPHY Michael Ireland	IRL	4 APR 2002	13	DNF
Intermediate Times:						
		1000m	2:48.76	72	IRAKOZE Thierry (BDI)	
		2000m	5:39.15	72	IRAKOZE Thierry (BDI)	
		3000m	8:34.44	72	IRAKOZE Thierry (BDI)	
		4000m	11:30.76	201	WELDEZGHI Seare (ART)	
		5000m	14:29.11	201	WELDEZGHI Seare (ART)	
		6000m	17:27.87	201	WELDEZGHI Seare (ART)	
		7000m	20:28.57	205	ZAJÍC Martin (CZE)	
		8000m	23:28.76	201	WELDEZGHI Seare (ART)	
		9000m	26:28.49	201	WELDEZGHI Seare (ART)	

Weather conditions

Temperature: 29°C

Humidity: 47%

Conditions: Sunny

Legend:	(g)	Guest	DNF	Did not Finish	PB	Personal Best	SB	Season Best
----------------	-----	-------	------------	----------------	-----------	---------------	-----------	-------------









10000m Men

[Event Overview](#)

10000m Men Final

Finished | 23 May

Final B Final A Summary **Team Results**

Rank	Name	Total Time ⓘ	200m	400m	600m	800m	1Km	1.2Km	1.4Km	←	→
1	 FRA	1:23:40.28	1:44.90	3:27.35	5:06.83	6:47.29	8:26.76	10:07.04	11:46.83	1	⌵
2	 ITA	1:24:36.65	1:43.77	3:27.32	5:07.36	6:46.82	8:26.05	10:06.63	11:46.24	1	⌵
3	 ESP	1:25:23.46	1:44.09	3:26.64	5:07.21	6:46.91	8:26.45	10:07.30	11:47.13	1	⌵
4	 POR	1:27:45.91	1:46.75	3:31.40	5:11.93	6:52.93	8:34.34	10:15.61	11:56.88	1	⌵
5	 NED	1:28:51.58	3:32.65	1:47.32	5:17.68	7:02.63	8:48.27	10:34.30	12:21.69	1	⌵
6	 TUR	1:34:24.55	1:48.53	3:34.56	5:16.39	6:58.88	8:40.97	10:23.18	12:06.80	1	⌵
	 SUI		1:45.39	3:28.89	5:11.02	6:54.44	8:38.31	10:22.47			⌵
	 IRL		1:44.44	3:28.64	5:09.72	6:50.29	8:31.42	10:13.16	11:55.09	1	⌵

SAT 23 MAY 2026
18:40

10000m Women
Final A
Results

EUROPEAN RECORD	29:06.82 HASSAN Sifan	NED	FBK Stadium, Hengelo (NED)	6 JUN 2021
CHAMPIONSHIP RECORD	30:21.67 ABEYLEGESE Elvan	TUR	Antalya (TUR)	15 APR 2006

Rank	Bib	Name	Ctry Code	Date of Birth	Order	Result	
1	46	GLINKA Elzbieta Poland	POL	30 OCT 1993	13	31:45.36	PB
2	17	ZARBO Alessia France	FRA	9 NOV 2001	7	31:56.18	SB
3	35	PALMERO Elisa Italy	ITA	7 OCT 1999	4	31:59.49	SB
4	42	GULIKERS Jennifer Netherlands	NED	18 AUG 1994	27	32:01.57	PB
5	47	MACHADO Mariana Portugal	POR	11 DEC 2000	3	32:11.96	PB
6	25	ALLEN Niamh Ireland	IRL	19 APR 1995	26	32:15.79	SB
7	32	DEL BUONO Federica Italy	ITA	12 DEC 1994	5	32:27.95	SB
8	10	BERZOSA Alicia Spain	ESP	9 OCT 2000	9	32:32.48	SB
9	55	KUNUR Derya Türkiye	TUR	9 JAN 1999	19	32:40.60	PB
10	27	EVERARD Fiona Ireland	IRL	30 SEP 1998	8	32:41.28	PB
11	8	ÁLVAREZ Beatriz Spain	ESP	16 DEC 1994	16	32:47.71	
12	7	HROCHOVÁ Tereza Czech Republic	CZE	24 FEB 1996	29	32:51.72	PB
13	34	NIMBONA Elvanie Italy	ITA	15 MAR 1998	23	32:57.13	SB
14	33	LONEDO Rebecca Italy	ITA	12 MAY 1996	2	32:58.13	PB
15	60	STREBKOVA Nataliya Ukraine	UKR	3 JUN 1995	21	33:00.43	PB
16	20	MARTIN Jessica Great Britain & Northern Ireland	GBR	10 JAN 1992	15	33:09.61	SB
17	21	QUIRK Amelia Great Britain & Northern Ireland	GBR	18 DEC 1999	10	33:15.33	SB
18	18	DANNATT Charlotte Great Britain & Northern Ireland	GBR	5 DEC 1999	14	33:18.04	SB
19	56	YILDIRIM Bahar Türkiye	TUR	10 JAN 1998	11	33:18.27	
20	30	NIC DHOMHNAILL Sorcha Ireland	IRL	27 FEB 1990	17	33:19.00	SB
21	9	BARREIRO Isabel Spain	ESP	26 APR 1999	6	33:21.88	
22	19	JONES Lucy Great Britain & Northern Ireland	GBR	18 SEP 1998	25	33:25.13	SB
23	16	CHYDENIUS Nina Finland	FIN	28 JAN 1990	12	33:28.19	SB

SAT 23 MAY 2026
 18:40

10000m Women
Final A
Results

EUROPEAN RECORD	29:06.82 HASSAN Sifan	NED	FBK Stadium, Hengelo (NED)	6 JUN 2021
CHAMPIONSHIP RECORD	30:21.67 ABEYLEGESE Elvan	TUR	Antalya (TUR)	15 APR 2006

Rank	Bib	Name	Ctry Code	Date of Birth	Order	Result	
24	58	MAZURENKO Mariia Ukraine	UKR	28 MAY 1997	28	33:31.46	SB
25	14	SÁNCHEZ-ESCRIBANO Irene Spain	ESP	25 AUG 1992	1	33:46.24	
26	59	SHKURKO Viktoriia Ukraine	UKR	25 DEC 1997	20	33:50.32	
27	1	ABAROGÉ Farida Athlete Refugee Team	ART	1 JAN 1994	22	33:54.07	PB
28	54	ÇETO Nursena Türkiye	TUR	5 JAN 2002	18	34:32.25	
	74	NIYOMUKUNZI Francine (g) Burundi	BDI	1 AUG 1999	30	DNF	
	48	SANTOS Susana Portugal	POR	7 MAY 1992	24	DNF	
Intermediate Times:							
		1000m	3:05.89	74	NIYOMUKUNZI Francine (BDI)		
		2000m	6:12.78	74	NIYOMUKUNZI Francine (BDI)		
		3000m	9:22.80	74	NIYOMUKUNZI Francine (BDI)		
		4000m	12:32.93	74	NIYOMUKUNZI Francine (BDI)		
		5000m	15:46.67	74	NIYOMUKUNZI Francine (BDI)		
		6000m	18:59.35	74	NIYOMUKUNZI Francine (BDI)		
		7000m	22:16.37	17	ZARBO Alessia (FRA)		
		8000m	25:31.57	46	GLINKA Elzbieta (POL)		
		9000m	28:40.23	46	GLINKA Elzbieta (POL)		

Weather conditions

Temperature: 29°C

Humidity: 47%

Conditions: Sunny

Legend:

(g)	Guest	DNF	Did not Finish	PB	Personal Best	SB	Season Best
------------	-------	------------	----------------	-----------	---------------	-----------	-------------

SAT 23 MAY 2026
 17:15

10000m Women
Final B
Results

EUROPEAN RECORD	29:06.82 HASSAN Sifan	NED	FBK Stadium, Hengelo (NED)	6 JUN 2021
CHAMPIONSHIP RECORD	30:21.67 ABEYLEGESE Elvan	TUR	Antalya (TUR)	15 APR 2006

Rank	Bib	Name	Ctry Code	Date of Birth	Order	Result	
1	2	LASSACHER Cordula Austria	AUT	28 NOV 2003	12	33:22.44	PB
2	37	SETTINO Greta Italy	ITA	7 DEC 2003	18	33:31.10	PB
3	43	VAN KOLDAM Ineke Netherlands	NED	21 NOV 1997	1	33:36.47	PB
4	13	ROMERO Andrea Spain	ESP	20 APR 2000	4	33:41.35	SB
5	12	GALIMANY Marta Spain	ESP	10 MAY 1985	5	34:10.56	SB
6	44	SIREVÅG Anna Marie Nordengen Norway	NOR	24 MAY 2004	9	34:30.81	SB
7	38	ZANNE Federica Italy	ITA	14 AUG 1997	6	34:31.30	SB
8	26	DERVAN Faye Ireland	IRL	16 SEP 2002	16	34:32.84	PB
9	40	ŽŪSINAITĖ-NEKRIOŠIENĖ Vaida Lithuania	LTU	13 JAN 1988	13	34:33.00	PB
10	51	DE BRUYN Lisa Switzerland	SUI	8 JUL 2002	17	34:33.59	PB
11	23	WELLSTED Lizzie Great Britain & Northern Ireland	GBR	31 MAY 2006	11	34:35.09	SB
12	28	HAGGARD-KEARNEY Emily Ireland	IRL	11 OCT 1995	3	34:39.91	SB
13	29	JACKMAN Patricia Ireland	IRL	17 JUL 1991	15	34:40.54	SB
14	49	SILVA Mónica Portugal	POR	4 OCT 2000	14	34:41.63	PB
15	57	KOHUT Tetiana Ukraine	UKR	18 MAR 2003	2	34:43.31	
16	22	WEEDALL Holly Great Britain & Northern Ireland	GBR	31 DEC 2004	10	35:35.86	SB
	6	AVRAMOVA Devora Bulgaria	BUL	3 JAN 2000	21	DNF	
	41	GOESSENS Tess Netherlands	NED	1 JAN 2004	23	DNF	
	39	CAUNE Agate Latvia	LAT	8 JUL 2004	8	DNF	
	52	FULGINITI Giulia Switzerland	SUI	15 MAR 2005	20	DNF	
	53	MEIER Andrea Switzerland	SUI	2 SEP 1993	19	DNF	
	75	MATTAGLIANO Joyce (g) Italy	ITA	3 MAY 1994	24	DNF	
	50	SÎRBU Madalina-elena Romania	ROU	5 JUL 2003	22	DNF	

SAT 23 MAY 2026
17:15

10000m Women

Final B

Results

EUROPEAN RECORD	29:06.82	HASSAN Sifan	NED	FBK Stadium, Hengelo (NED)	6 JUN 2021
CHAMPIONSHIP RECORD	30:21.67	ABEYLEGESSE Elvan	TUR	Antalya (TUR)	15 APR 2006

Rank	Bib	Name	Ctry Code	Date of Birth	Order	Result
4		REDLINGER Lisa Austria	AUT	13 NOV 2002	7	DNS
		Intermediate Times:				
		1000m	3:14.59	75	MATTAGLIANO Joyce (ITA)	
		2000m	6:31.31	75	MATTAGLIANO Joyce (ITA)	
		3000m	9:55.31	75	MATTAGLIANO Joyce (ITA)	
		4000m	13:18.67	37	SETTINO Greta (ITA)	
		5000m	16:44.28	37	SETTINO Greta (ITA)	
		6000m	20:11.29	37	SETTINO Greta (ITA)	
		7000m	23:34.42	37	SETTINO Greta (ITA)	
		8000m	26:58.34	37	SETTINO Greta (ITA)	
		9000m	30:16.35	2	LASSACHER Cordula (AUT)	

Weather conditions

Temperature: 29°C

Humidity: 47%

Conditions: Sunny

Legend:							
(g)	Guest	DNF	Did not Finish	DNS	Did not Start	PB	Personal Best
SB	Season Best						







10000m Women

[Event Overview](#)

10000m Women Final

Finished | 23 May

Final B Final A Summary **Team Results**

Rank	Name	Total Time ⓘ	200m	400m	600m	800m	1Km	1.2Km	1.4Km	←	→
1	 ITA	1:37:24.57	1:50.33	3:43.71	5:35.78	7:30.89	9:23.32	11:17.71	13:13.71	1	⌵
2	 IRL	1:38:16.07	1:53.80	3:48.94	5:43.30	7:41.32	9:34.95	11:30.02	13:25.75	1	⌵
3	 ESP	1:38:42.07	1:56.51	3:54.40	5:51.05	7:50.07	9:43.48	11:37.66	13:33.21	1	⌵
4	 GBR	1:39:42.98	1:56.01	3:53.68	5:50.68	7:47.16	9:41.15	11:37.49	13:34.98	1	⌵
5	 UKR	1:40:22.21	9:43.14	11:40.44	13:38.81	15:35.43	17:32.84	19:30.18	21:48.52	1	⌵
6	 TUR	1:40:31.12	1:54.46	3:46.46	5:40.07	7:33.63	9:26.38	11:20.58	13:16.91	1	⌵
	 NED		1:59.66	3:56.72	5:53.10	7:51.59	9:48.95	11:47.78	13:45.95	1	⌵
	 POR		1:55.50	3:52.13	5:48.72	7:47.89	9:46.60	11:44.88	13:42.79	1	⌵
	 SUI		2:06.61	4:10.42	6:08.64	8:09.33	10:09.77	12:10.77	14:10.79	1	⌵